

# Quick tips to keep your horse's water clean

## Tip 1: Daily maintenance.

Purchase a pool skimmer net to remove debris, insects, grass and algae from your horse's water tank daily.




Clean automatic watering bowls of debris and make sure they're filling properly.

Empty water buckets for stalled horses daily and give them a quick scrub.



## Tip 2: Deep clean every few days.

If your tank is too large for your horses to empty daily, fill it with just enough water for a two- to three-day supply.



DAY 1

DAY 2

DAY 3


Every few days empty the tank and manually scrub it with a stiff brush, or use a pressure washer to clean it.



Use natural apple cider vinegar as a cleaner. Avoid using diluted bleach.




Discourage dogs from playing in the tank. They can deposit dirt and debris.



## Tip 3: Provide extra buckets in stalls.

If your horse likes to dip hay or feed in their water buckets, provide one bucket for dipping and another one for drinking.



## Summer Games® Electrolyte



- Replenishes critical electrolytes in the proper ratios.
- Supports drinking and maintains hydration.



info@KPPusa.com  
KPPusa.com  
859-873-2974