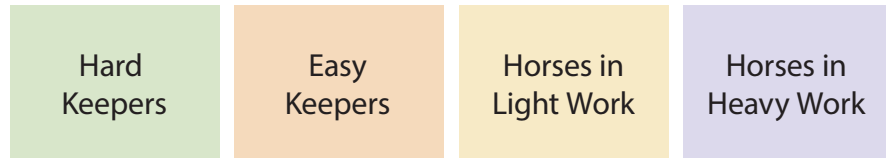


Strategies for feeding horses turned out in a herd


Grouping strategies

Group horses by personality or nutritional needs to minimize conflict. Evaluate your herd dynamics to pick the best grouping.




Routinely evaluate your horses' weight and body condition for any changes. Make sure they are not being chased away from their feed.

Bullies may need to be separated from the herd.



Observe feeding time from start to finish to see how fast each horse eats and where they fall in the pecking order.


Feeding strategies



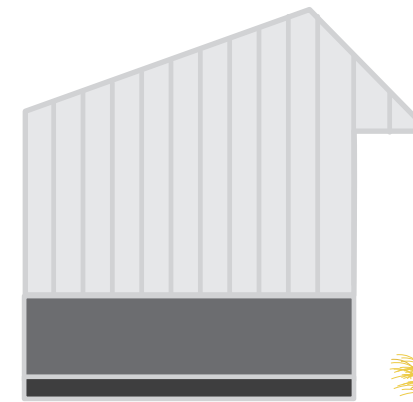
Feed in a container with a wide base to minimize flipping over from pawing. Do not place feed directly on the ground where there is a chance the horse could ingest parasites or sand.

Keep your routine the same so horses learn the program. Once you understand the pecking order, feed each horse in the same order every time.

Feed at the same time every day so horses know when to come up to the feeding area and are all present at the same time.



Place feeders far apart and away from a fence line, if possible. A fence line or gate creates a barrier for horses if they are being chased by another horse.




Don't feed in or near small run-in sheds.

When feeding hay on the ground, place more hay piles than horses and space the piles several feet apart. Change the number of piles and space as needed for that particular herd dynamic.



Use round bale feeders. Feeders allow individuals to pick a side away from dominate pasture mates.



More than one round bale may need to be placed.

Neigh-Lox® Advanced provides complete support for a healthy digestive tract, which reduces the risk of colic and digestive upset.



Kentucky Performance Products, LLC

info@KPPusa.com
KPPusa.com
859-873-2974

