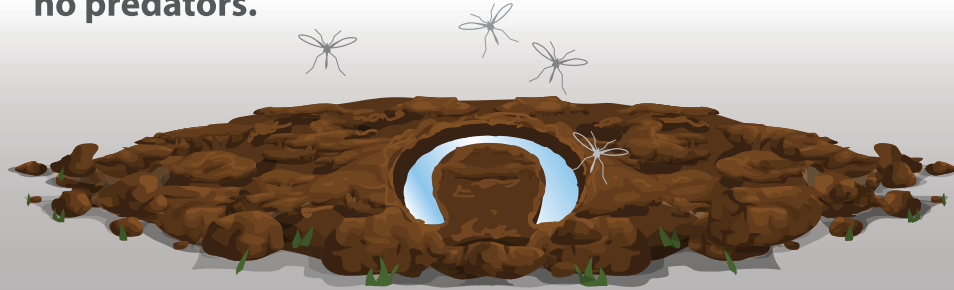


Mosquito prevention tips for your horse farm



Tip 1: Eliminate stagnant water

It takes very little water for mosquitoes to grow, and hoof prints offer a breeding ground with no predators.



- Drain and clean your water tank often.
- Reduce areas that collect stagnant water.
- Keep ponds clear of weeds and overgrowth.


Areas to look out for:

- Soda cans
- Old tires, flowerpots and birdbaths
- Clogged gutters, wheelbarrows, and tarps that collect puddles
- Road ruts, potholes, and areas that stay muddy and worked up from horse traffic



Tip 2: Circulate air

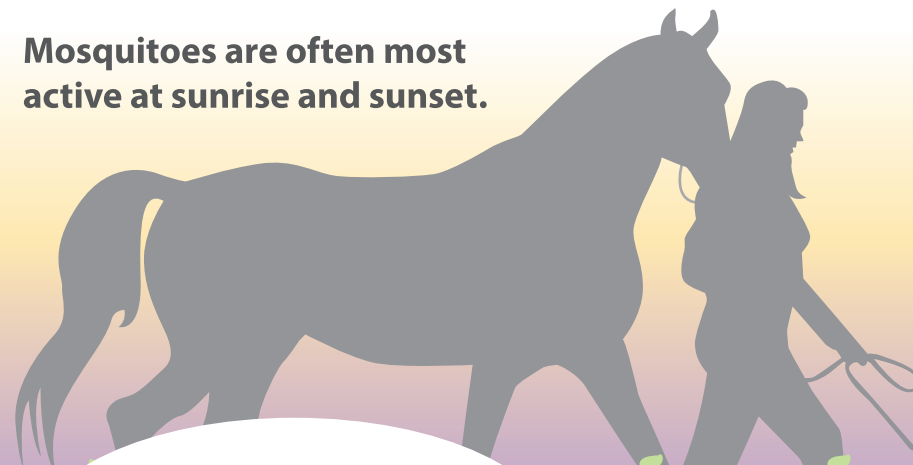
Install fans throughout the barn to keep air moving.



Moving air prevents mosquitoes from circling and landing.

Tip 3: Alter turnout schedule

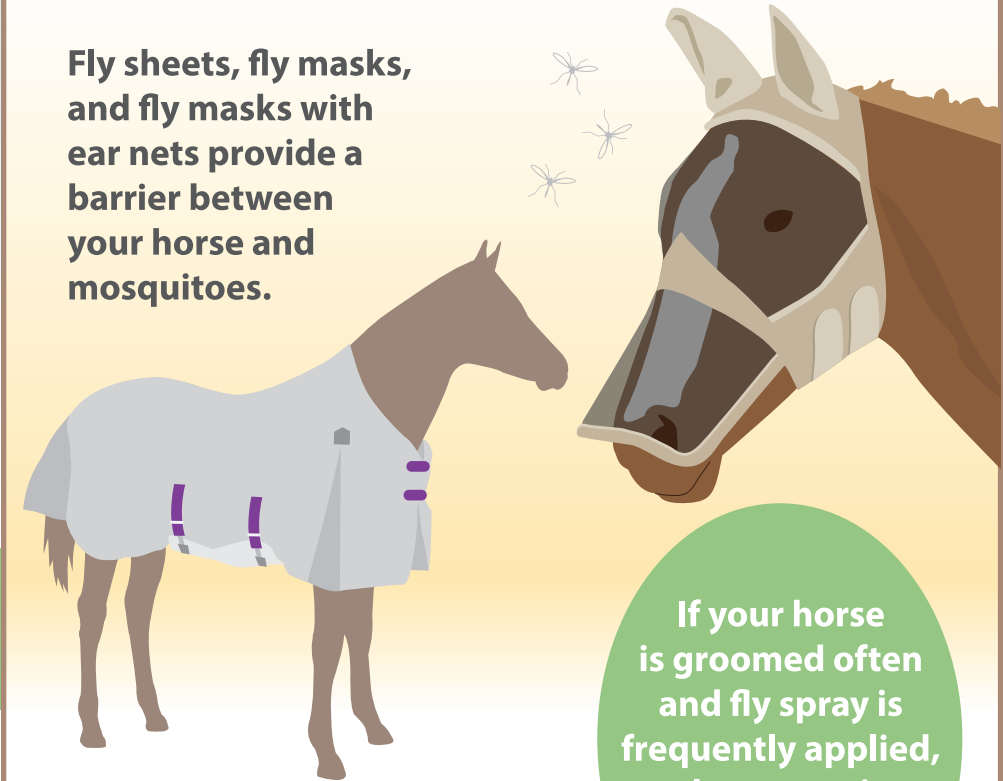
Mosquitoes are often most active at sunrise and sunset.



Try bringing your horse in during peak times if you notice mosquito activity.

Tip 4: Apply fly sheets and fly spray

Fly sheets, fly masks, and fly masks with ear nets provide a barrier between your horse and mosquitoes.



If your horse is groomed often and fly spray is frequently applied, a shorter-acting fly spray may be enough.



If your horse is turned out all the time, a longer-acting fly spray that is resistant to rain will be more effective.



Kentucky Performance Products, LLC

info@KPPusa.com
KPPusa.com
859-873-2974